

Clock Drawing Test

Purpose : Quick screening test for cognitive dysfunction secondary to dementia, delirium, or a range of neurological and psychiatric illnesses

Admin time : x min. variable

User Friendly : High

Administered by: Healthcare provider

Content : Template for Clock Drawing Test, showing a blank circle as a clock face. Scoring instructions. Interpretation guide. Scoring examples.

Author : (Shulman KL , 1986)

Copyright : Public Domain



<https://www.cgakit.com/m-1-clock-test>

CLOCK DRAWING TEST


Name : _____

d.o.b. : _____

Tested by : _____

Date : _____

SCORE : _____



The circle represents the face of a clock.

Please put in the numbers so that it looks like a clock.

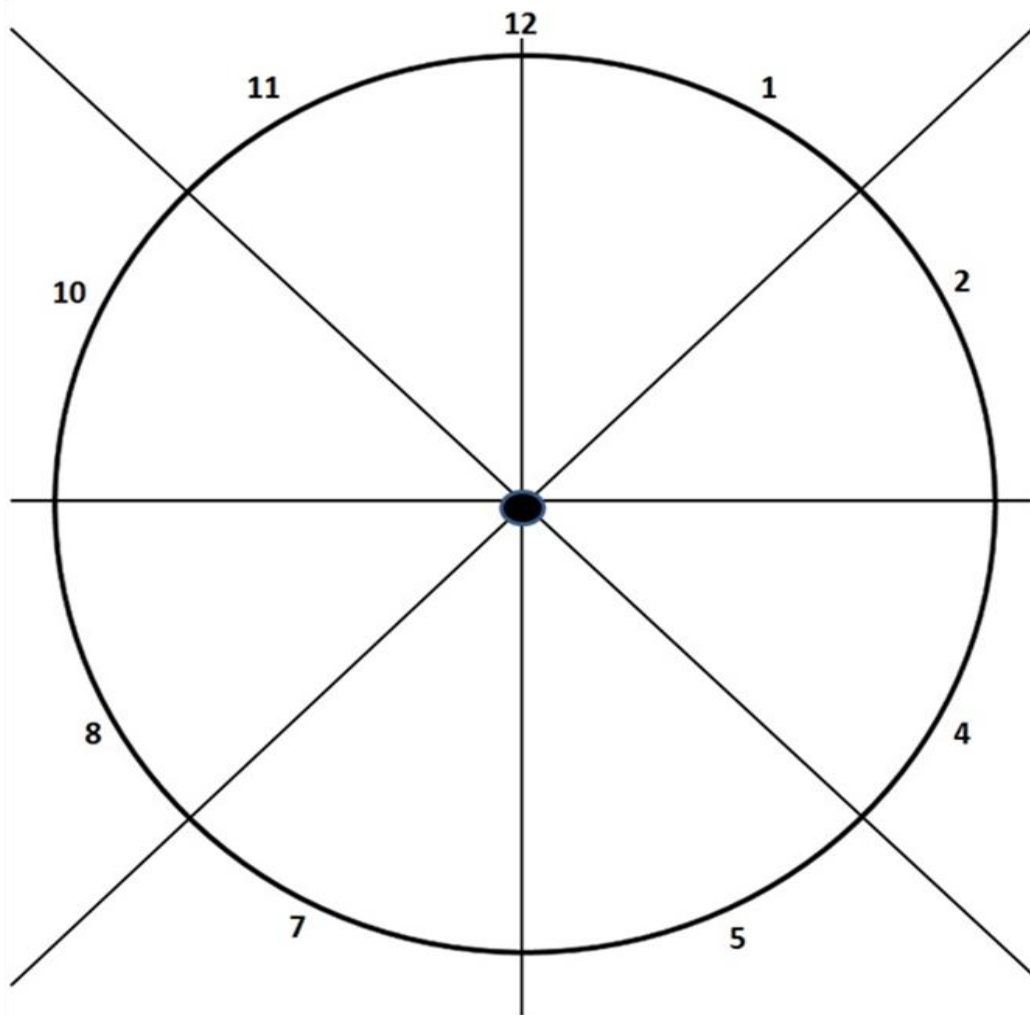
Then please add arms so that the clock indicates the time "ten minutes after eleven."

CLOCK DRAWING TEST

Scoring Template

	1	2	4	5	7	8	10	11	H	M
Value	1	1	1	1	1	1	1	1	1	1
Raw score										

TOTAL



CLOCK DRAWING TEST

Scoring Method and Interpretation

The clock is divided into eighths, beginning with a line through the number 12 and the centre of the circle.

If the 12 is missing, its position is assumed to be counter-clockwise from the 1 at a distance equal to that between the 1 and 2.

Any straight edge may be used to divide the clock into eighths.

The scoring template shows the clock circle, already divided in to eighths.

A scoring template, drawn on a see-through sheet of plastic, is placed over the patient's drawing. Alternatively, a scoring template drawn on paper, is placed under the patient's drawing so that the scoring template clock shows through the patient's drawing paper above it

One point each is given for the numbers 1, 2, 4, 5, 7, 8, 10, and 11 if at least half the area of the number is in the proper octant of the circle relative to the number 12.

One point each is given for an obvious short hand pointing at the 11 and an obvious long hand pointing to the 2.

The difference in the length of the hands must be obvious at a glance.

A score of :

10 suggests that cognitive impairment is unlikely

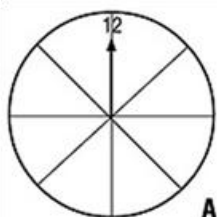
8 or 9 must be interpreted clinically

< 8 indicates cognitive impairment

< 5 indicates prominent impairment.

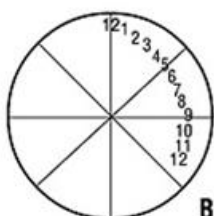
CLOCK DRAWING TEST

Scoring Examples



Score = 0

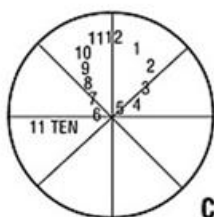
A



Score = 1

The number 1 is in the correct position

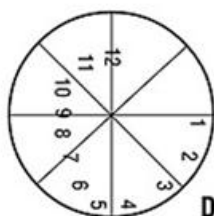
B



Score = 2

Numbers 1 and 11 are in the correct position

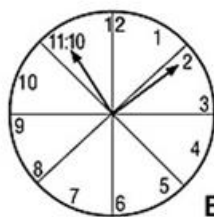
C



Score = 4

Numbers 7, 8, 10 and 11 are in the correct position.

D

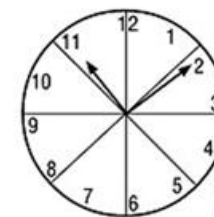


Score = 8

Numbers 1, 2, 4, 5, 7, 8 and 11 are in the correct position.

No points for hands of approximately equal length, regardless of position.

E



Score = 10

Numbers 1, 2, 4, 5, 7, 8, 10 and 11 are in the correct position (8 points).

The little hand is on the 11 (1 point).

The big hand is on the 2 (1 point).

F